



MEGAPAYMENT MODULE

BASIC GUIDE

MEGAPAYMENT MODULE

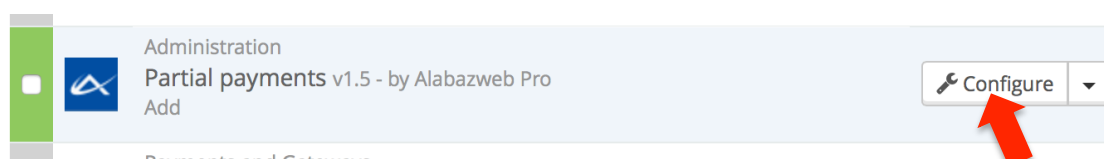
- MEGAPAYMENT MODULE..... 1
 - BASIC GUIDE 1
- BEFORE YOU START 1
- CONFIGURATION 3
 - CONFIGURING OF PARTIAL PAYMENTS. FOR THE TOTAL ORDER 3
 - Fixed partial payments from the configuration* 4
 - Partial payments indicated by the customer in the cart* 7
 - CONFIGURE PARTIAL PAYMENTS FOR A GIVEN PRODUCT 8
 - Fixed price* 9
 - Percentage* 9
- FUNCTIONING..... 10
- FINAL SCORE:..... 13

MEGAPAYMENT MODULE

The fractionated payment allows customers booking the product, up paying only a percentage of the total price, or make payment in several installments. This module is the solution for visitors who want to book a product and they do not want to pay the full amount until they receive it, or for those customers who prefer to pay in easy installments.

Before you start ...

Before starting to work with this module, we have to keep in mind that the module itself does not allow working if we have no installed various payment methods. For this module will access the tab, then we will accommodate **Megapayment** and we click on the **Configure** option.



We have possibility to contract as complementary modules, payment by bank transfer, Redsys, payment store and paypal.

This is necessary because although our customers are going to pay a percentage of the total price, we have to process the entire order.

With the module, it will simply send a portion of the price in an initial order and then we can send the remaining payments. to the customer.

From the administration, in the **Modules** tab, you can choose different payment modules with which we will work, provided that we have installed.

To do this, once selected the payment type, we must complete two fields.

The first is the description field, where we can add a description in html and it will appear in the other payments that's set. No payment of booking, in the following.

Megapayment configuration

Home

Modules

Options

Install

Help

PAYMENTS

Payment:

bankwire
megashoppay
redsys
paypal

First Order State:

Description:

Edit Insert View Format Table Tools

</> B I U Paragraph

HTML Mail:

Edit Insert View Format Table Tools

</> B I U Paragraph

You can use this params in html: {linkurl} to add url link to payment. {totalprice} to add price pay customer.

We also have the ability to generate an html to mail, to tell the client that has a pending payment
With variable {totalprice} we will indicate how much the customer has to pay.

Description

Edit Insert View Format Table Tools

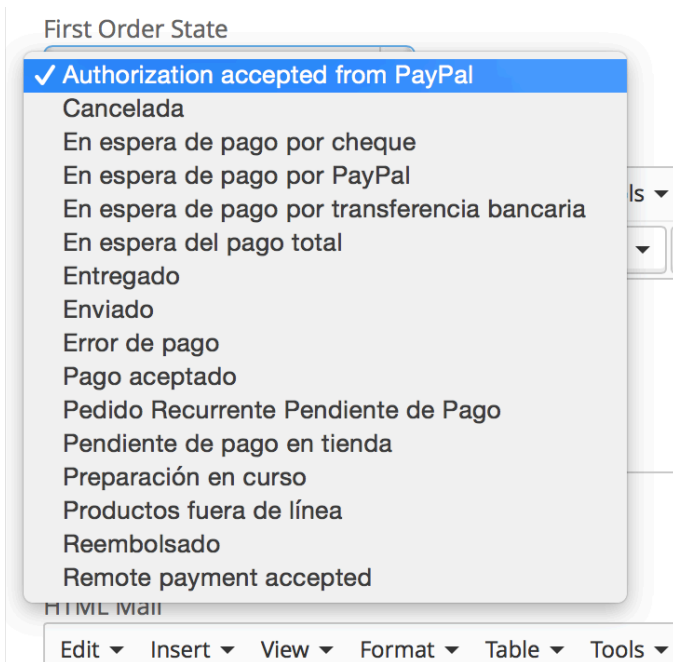
</> B I U Paragraph

You must pay {totalprice}

es

Here we will choose the product status after the first payment is made.

2



Configuration

Configuring of partial payments. for the total order

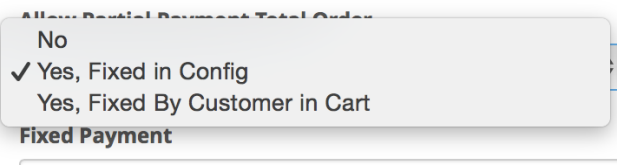
Now we will proceed to configure partial payments for the total order. To do so will access the Options tab of megapayment module and this window will appear:

Here we can choose various options.

A screenshot of the 'Megapayment configuration' window. On the left is a sidebar with five buttons: 'Home' (red), 'Modules' (dark blue), 'Options' (dark blue), 'Install' (dark blue), and 'Help' (green). The main area contains the following configuration options:

- Allow Partial Payment Total Order**: A dropdown menu with 'Yes, Fixed in Config' selected.
- Fixed Payment**: A text input field with '0'.
- Payment Percentage**: A text input field with '0'.
- Min Total Cart**: A text input field with '0'.
- Send Shipping in First Payment**: A dropdown menu with 'No' selected.
- Show payment in**: A dropdown menu with 'All' selected.
- Email send automatically**: A dropdown menu with 'All' selected.
- Order State First Payment**: A dropdown menu with 'En espera del pago total' selected.
- Automatically Generate Partial Payment**: A dropdown menu with 'Yes' selected.

If we want to allow partial payments throughout the order or not. if we want them to be set from the configuration. or chosen by the customer in the cart.



Allow Partial Payment Total Order

- No
- ✓ Yes, Fixed in Config
- Yes, Fixed By Customer in Cart

Fixed Payment

Fixed partial payments from the configuration

In this case we will select to set the partial payment from the configuration.

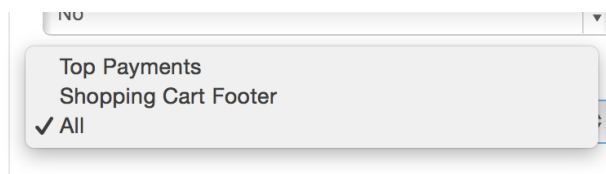
Now, we have to indicate the amount of the first payment. Can be a fixed payment or a percentage of the price. If you choose both options will be preferred. the fixed price.

In this case we will specify a fixed price of 20 euros.

We can also specify a minimum value of the cart so that you can make a partial payment.

In this case we indicate that the minimum value of the cart are 50 euros.

Thus, when we go to our store, the partial payment option will only appear when the amount of the cart exceeds the 50 euros that we have set in the configuration.

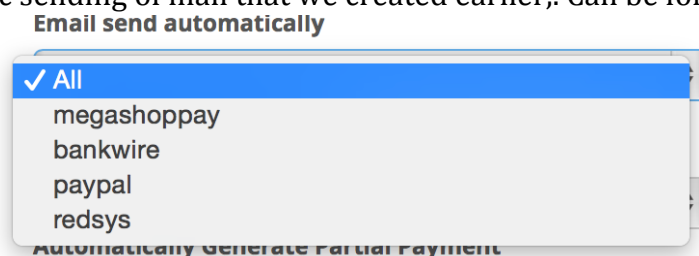


Minimum Value of Cart

- Top Payments
- Shopping Cart Footer
- ✓ All

Here we will have to choose whether we want that transport is paid on the first payment or the rest and where we want to show the payment.

We also configure the automatic sending of mail that we created earlier,. Can be for all or payment type we want. And we will choose the order status after the first payment, although in this case is not important. We choose this option in each of the payment methods ys this data will only run if it does not find. in the above configuration.



Email send automatically

- ✓ All
- megashoppay
- bankwire
- paypal
- redsys

Automatically Generate Partial Payment

Authorization accepted from PayPal

Cancelada

En espera de pago por cheque

En espera de pago por PayPal

En espera de pago por transferencia bancaria

✓ En espera del pago total

Entregado

Enviado

Error de pago

Pago aceptado

Pedido Recurrente Pendiente de Pago

Pendiente de pago en tienda

Preparación en curso

Productos fuera de línea

Reembolsado

Remote payment accepted

Then we will select if you want to automatically generate partial payments and permitted methods for these payments and we save the information.

Select Payments allow automatically generate pay

megashoppay
bankwire
paypal
redsys

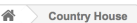
Hold CTRL to select multiples

Paypal Email Account


domi.elrizzy-facilitator@gmail.com

Save

This is the result in our store.



Casa Rural



View larger

Country House

Condition New

92 Items

[Tweet](#)
[Share](#)
[Google+](#)
[Pinterest](#)

Write a review

[Send to a friend](#)
[Print](#)

40,00 €

Quantity

1 - +

Add to wishlist

Make a reservation by paying only a fraction of the price:

Booking

When we access a product, the option of booking appears to us. As we have chosen this option is only for carts over 50 euros, now it does not appear.

Your shopping cart

SHOPPING-CART SUMMARY
 Your shopping cart contains: 1 product

Product	Description	Avail.	Unit price	Qty	Total	
	Country House	In Stock	40,00 €	<div>1</div> <div>- +</div>	40,00 €	
Total products (tax incl.)					40,00 €	
Shipping					Free Shipping!	
TOTAL					40,00 €	

[Continue shopping](#)

If we put two in quantity, the value of the car is 80 euros, and now we do have the option of booking.

SHOPPING-CART SUMMARY
 Your shopping cart contains: 2 products

Product	Description	Avail.	Unit price	Qty	Total	
	Country House	In Stock	40,00 €	<div>2</div> <div>- +</div>	80,00 €	
Total products (tax incl.)					80,00 €	
Shipping					Free shipping!	
TOTAL					80,00 €	

The store allows you to make partial payment order to validate the order:



Select this option if you want to enable the following select. ☐ Pay Partial Order 20,00 €

As we have indicated in the configuration, the price to pay for the booking is 20 euros, fixed payment.

If we indicate a percentage, for example 50%, then the partial payment will be half the total price. In this case 40 euros.

SHOPPING-CART SUMMARY

Your shopping cart contains: 2 products

Product	Description	Avail.	Unit price	Qty	Total	
	Country House	In Stock	40,00 €	<div>2</div> <div>- +</div>	80,00 €	
Total products (tax incl.)					80,00 €	
Shipping					Free Shipping!	
TOTAL					80,00 €	

The store allows you to make partial payment order to validate the order:

Select this option if you want to enable the following select. ☐ Pay Partial Order 40,00 €

[Continue shopping](#)

Partial payments indicated by the customer in the cart

In this case, when the client accesses your cart, he can choose the amount that he wants to pay for the reservation, instead of a percentage or fixed price that the store has marked.

Configuration

No

Yes, Fixed in Config

☒ Yes, Fixed By Customer in Cart

The store allows you to make partial payment order to validate the order:

Indicate how much you want to pay in order the first payment.

[Continue shopping](#)

Configure partial payments for a given product

To set partial payments for a single product, we must first select NO option to allow partial payments for the total order. To do this we will access the Options tab.

Allow Partial Payment Total Order

- ✓ No
 - Yes, Fixed in Config
 - Yes, Fixed By Customer in Cart
- No

Once this is done, we will access the specific product in Prestahsop and select the tab "PARTIAL PAYMENTS"

Here, we choose if we want the amount of the reserve is a fixed price or a percentage. And if partial payments are allowed or not, or if the client can reserve and pay the full amount.

We must keep in mind that the other options are the same as we configured from the module.

Information

Prices

SEO

Associations

Shipping

Combinations

Quantities

Images

Features

Customization

Attachments

Suppliers

Partial payments

Partial Payments

Fixed 0.000000
Indicates price fixed to add partial payment, if not zero overrides the percentage.

Percentage 0.000000 %
Indicates percentage price to add partial payment

Partial Payment Allow booking

Save and Stay Save


Fixed price

If we choose the booking price is a fixed price, that is the amount that is displayed in the store.

We will select that only allow booking and payment is 20 euros. This option is ideal for products that are not yet for sale.

As you can see, this option removes the button to send the cart and only the booking.

[Home](#) > [Country House](#)



Casa Rural

View larger

Country House

Condition New

92 Items

[Tweet](#) [Share](#) [Google+](#) [Pinterest](#)

[Write a review](#)

[Send to a friend](#)

[Print](#)

40,00 €

Quantity

1 - +

[Add to wishlist](#)

Make a reservation by paying only a fraction of the price:


20,00 €

[Booking](#)

Percentage

We can also adjust a percentage, eg 15%. So the customer will pay only that percentage of the total payment of the product.

[Home](#) > [Country House](#)



Casa Rural

View larger

Country House

Condition New

92 Items

[Tweet](#) [Share](#) [Google+](#) [Pinterest](#)

[Write a review](#)

[Send to a friend](#)

[Print](#)

40,00 €

Quantity

1 - +

[Add to wishlist](#)

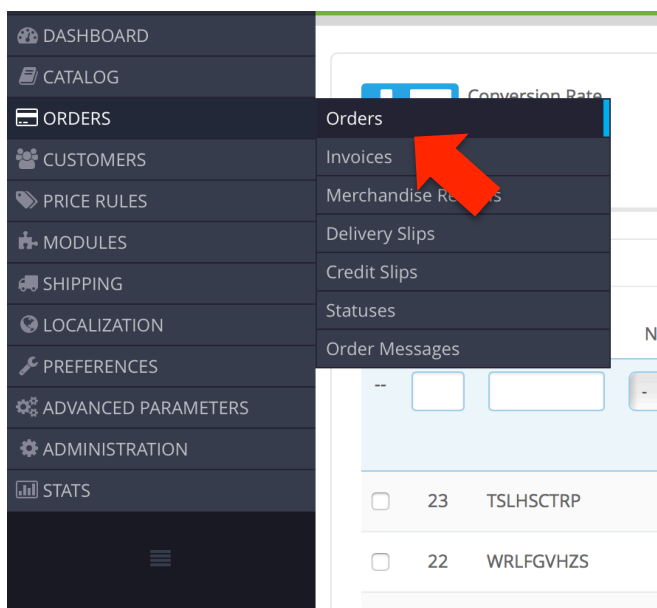
Make a reservation by paying only a fraction of the price:

15.00 %

[Booking](#)

Functioning

Once we have configured it to our needs, we'll see how it works.
First we will place an order. Once this fact our blackoffice go to the order tab.



We must keep in mind that bank transfer payments are not made at the time, so when we we access to backoffice. they appear as 0 €.

PARTIAL PAYMENTS

Partial Payment

Date Send Email

Select Payments you want to enable

megashoppay
bankwire
paypal
redsys

Hold CTRL to select multiples

Save

Pay Type	Available Payments	Total	Date Send	Date Pay	Actions
Transferencia bancaria		0,00 €	0000-00-00	05/12/2015 13:49:44	

Later we will add payment already done by our client manually. we will choose the payment date, the method and the amount and add it.

No payment methods are available

Bank wire

⌵

€

⌵

Once done the following warning will appear, indicating the amount that the customer has already paid and he still has to pay.

📄 PAYMENT
1

⚠️

Warning 6,00 € paid instead of 40,00 €

Date	Payment method	Transaction ID	Amount	Invoice
05/13/2015 00:00:00	Transferencia bancaria		6,00 €	🔍 Details

Bank wire

⌵

€

⌵

Once this is done, we will create the following payments to complete the amount of the price. In this case we will create a second payment of 34 euros which will be sent to the customer on 29 May. The customer can pay by bank transfer and paypal.

👤 PARTIAL PAYMENTS

Partial Payment

34

Date Send Email

2015-05-29

Select Payments you want to enable

megashoppay

bankwire

paypal

redsys

Hold CTRL to select multiples

Pay Type	Available Payments	Total	Date Send	Date Pay	Actions
Transferencia bancaria		0,00 €	0000-00-00	05/12/2015 16:56:06	








From here you can validate the payment or send the mail directly.

bankwire	34,00	2015-05-	 
paypal	€	29	



The customer can get the information. the money paid. and remaining in a very simple way. You just have to access the Partial payments tab in your user account's online store.

MY ACCOUNT

Welcome to your account. Here you can manage all of your personal information and orders.

	ORDER HISTORY AND DETAILS		MY WISHLISTS
	MY CREDIT SLIPS		PARTIAL PAYMENTS
	MY ADDRESSES		MY RECURRENT PRODUCTS
	MY PERSONAL INFORMATION		

Here, you can see the payments you have already made and those that are pending. You can also check the payment methods you can use, as we have set.

PRICE	DATE	SELECT PAYMENT
0,00 €	2015-05-12 16:56:06	
34,00 €		 bankwire  paypal

When the client access, you can read the message we indicated when we set payment types.


You can make as many partial payments as you want and the amount you want, simply by adding them from option.

Of course, you remember. add payments once made will be reflected to the amount that the customer must pay.

Final score:

As you can see the module configuration is simple and adapts to a multitude of options. You can try the demo of the module at the following address:
http://www.showdemo023ps.com.es/pagosparciales_1609/es/

[Country House](#)


[View larger](#)

Country House

Condition New

92 Items

[Tweet](#) [Share](#) [Google+](#) [Pinterest](#)

[Write a review](#)

☒ Send to a friend

[Print](#)

40,00 €

Quantity

1 [-](#) [+](#)


[Add to wishlist](#)

Make a reservation by paying only a fraction of the price:
15.00 %

[Booking](#)

SHOPPING-CART SUMMARY

Your shopping cart contains: 1 product

Product	Description	Avail.	Unit price	Qty	Total	
	Country House	In Stock	40,00 €	1 - +	40,00 €	Remove
Total products (tax incl.)					40,00 €	
Shipping					Free Shipping!	
TOTAL					40,00 €	

Bookings

To confirm your reservation you must make an initial payment of 6,00 €

You can choose any of the following forms of payment for the reservation.

The first payment transporting the product is paid, if it has some cost.